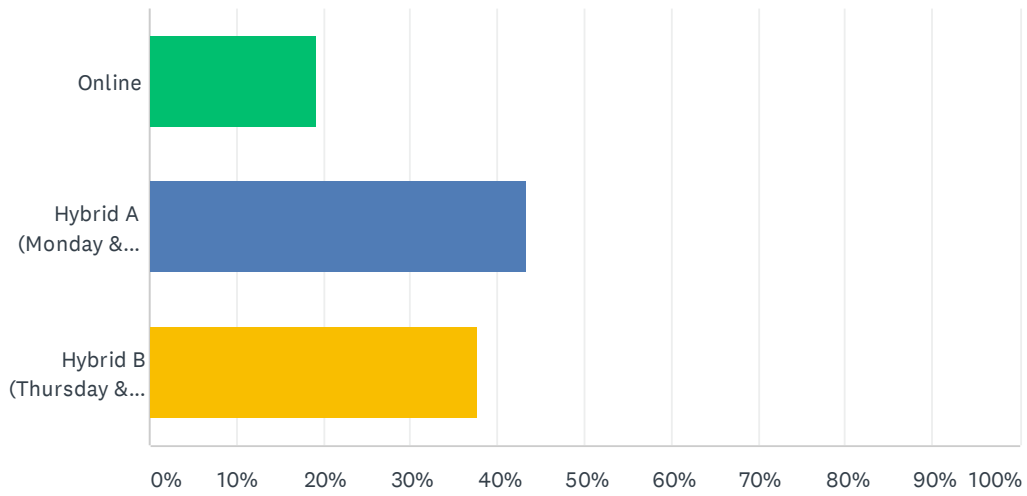


# 1. First semester instructional model (select current model student is attending):

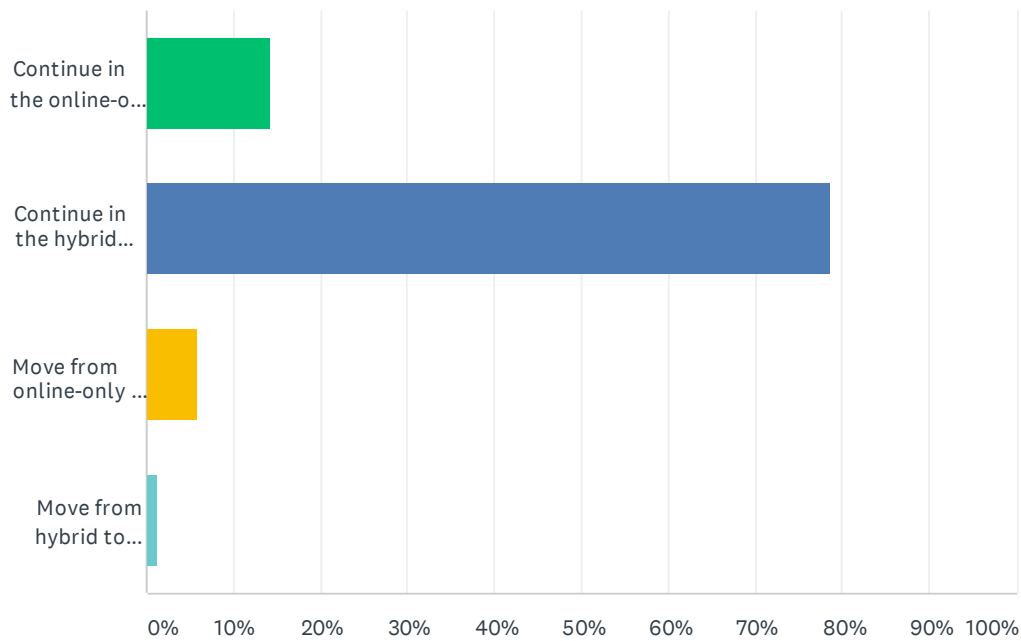
Answered: 2,036 Skipped: 0



ANSWER CHOICES	RESPONSES	
Online	19.16%	390
Hybrid A (Monday & Tuesday)	43.27%	881
Hybrid B (Thursday & Friday)	37.57%	765
TOTAL		2,036

## 2. Please indicate the instructional model you wish to have your child in when we start the second semester on February 2nd. (Select one)

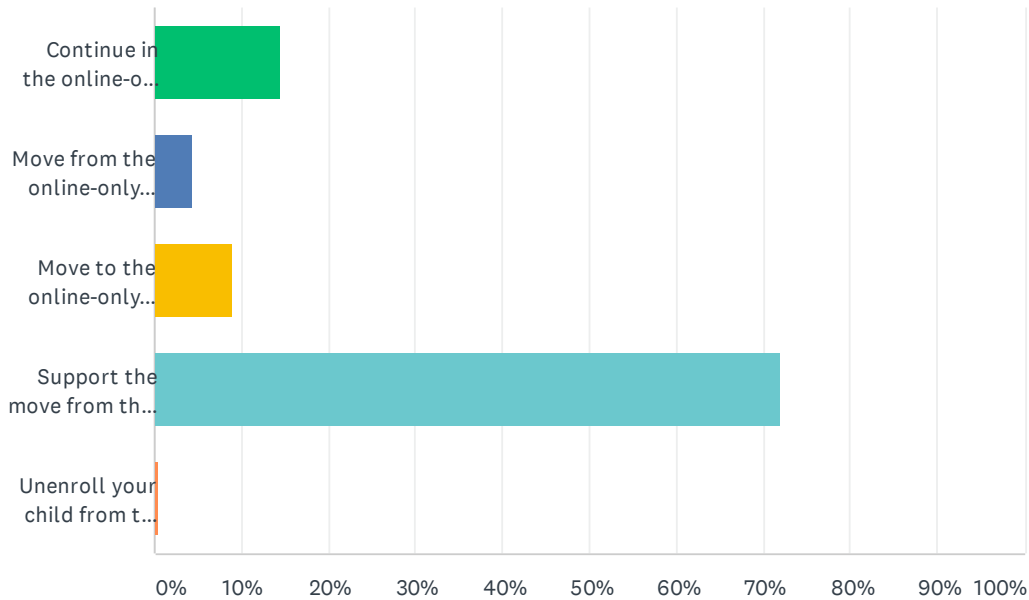
Answered: 1,996 Skipped: 40



ANSWER CHOICES	RESPONSES	
Continue in the online-only model	14.13%	282
Continue in the hybrid model	78.76%	1,572
Move from online-only to hybrid model	5.96%	119
Move from hybrid to online-only model	1.15%	23
Total Respondents: 1,996		

### 3. If the District leadership determines it is in the best interest of the students to move from the hybrid model to a four day face-to-face model, which action would you plan to take for your child? (Select one)

Answered: 1,996 Skipped: 40



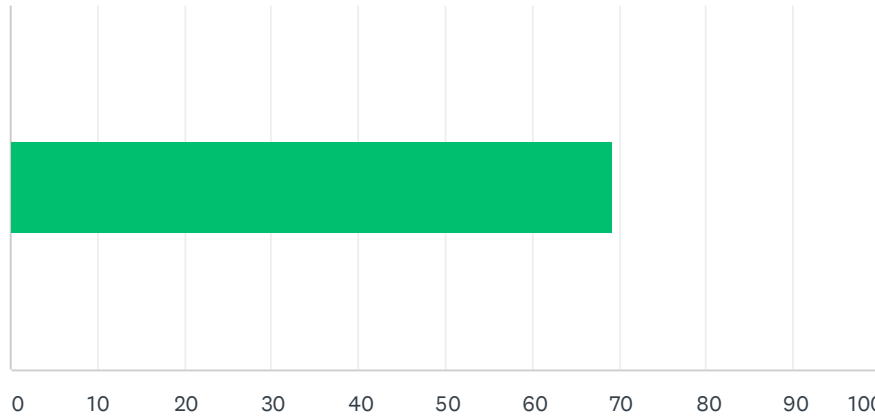
ANSWER CHOICES	RESPONSES	
Continue in the online-only model	14.38%	287
Move from the online-only model to the four day face-to-face model	4.36%	87
Move to the online-only model from hybrid to avoid the four day face-to-face model	8.92%	178
Support the move from the hybrid model to the four day face-to-face model	71.94%	1,436
Unenroll your child from the Moscow School District	0.40%	8
Total Respondents: 1,996		

Questions 4 - 19

Please rate the importance of each of the following factors the District will be considering in their decision making regarding any instructional mode (e.g. four day face-to-face, hybrid, online-only, soft closure, full closure).

### 4. Number of transmissions within the District

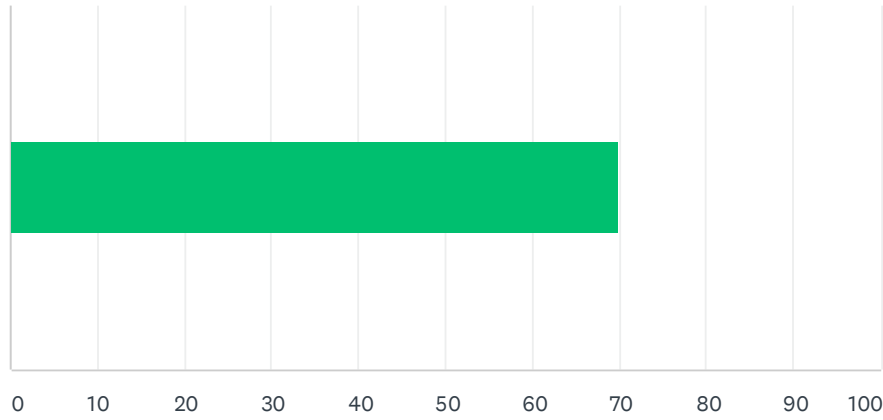
Answered: 1,805 Skipped: 231



ANSWER CHOICES	AVERAGE NUMBER	TOTAL NUMBER	RESPONSES
	69	124,879	1,805
Total Respondents: 1,805			

## 5. Number of positive cases within the District

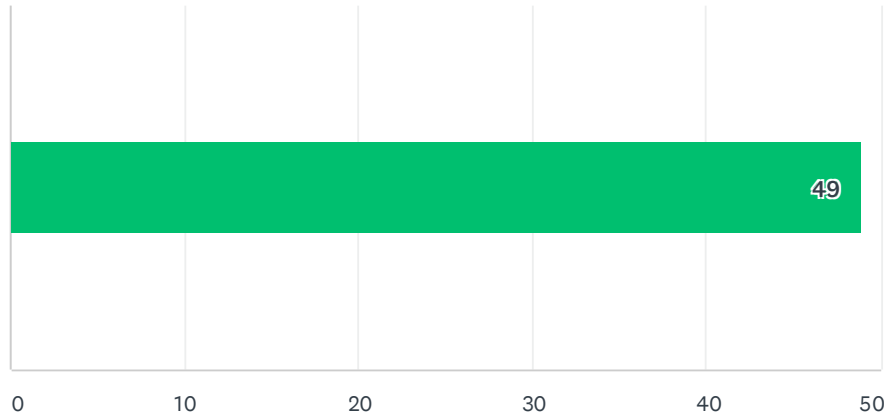
Answered: 1,782 Skipped: 254



ANSWER CHOICES	AVERAGE NUMBER	TOTAL NUMBER	RESPONSES
	70	124,542	1,782
Total Respondents: 1,782			

## 6. Review of attendance trends

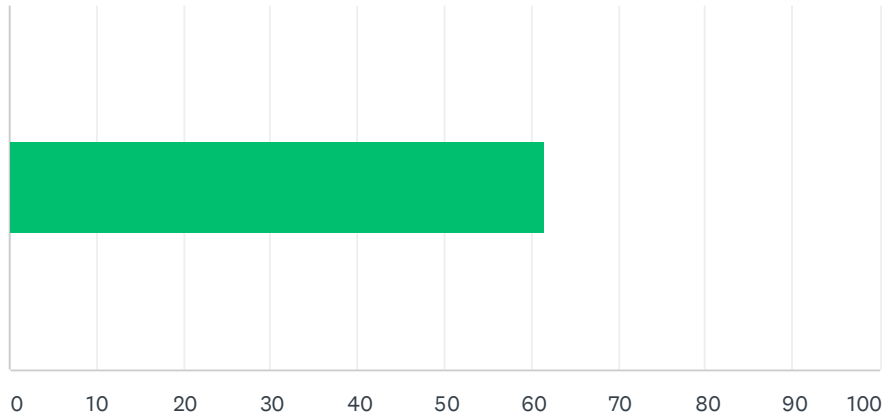
Answered: 1,645 Skipped: 391



ANSWER CHOICES	AVERAGE NUMBER	TOTAL NUMBER	RESPONSES
	49	80,575	1,645
Total Respondents: 1,645			

## 7. Availability of substitutes

Answered: 1,732 Skipped: 304

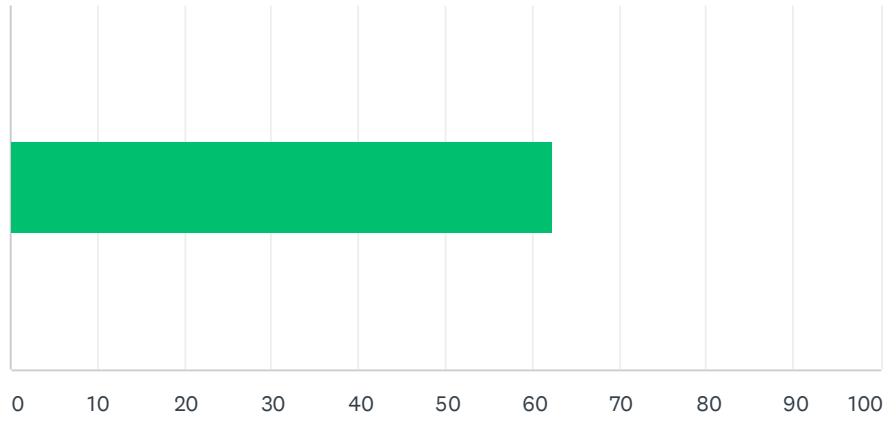


ANSWER CHOICES	AVERAGE NUMBER	TOTAL NUMBER	RESPONSES
	61	106,429	1,732
Total Respondents: 1,732			



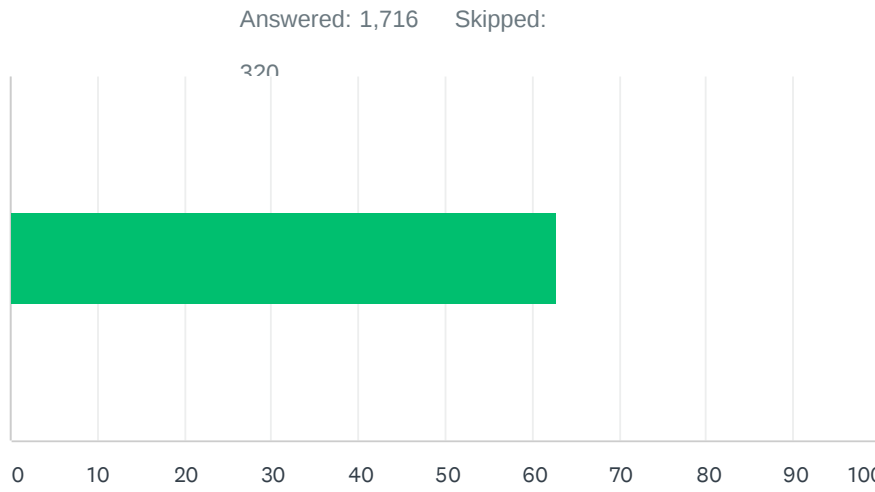
### 8. Based on a seven-day moving average, Latah County would have an average of 20 or fewer new daily cases

Answered: 1,729 Skipped: 307



ANSWER CHOICES	AVERAGE NUMBER	TOTAL NUMBER	RESPONSES
	62	107,681	1,729
Total Respondents: 1,729			

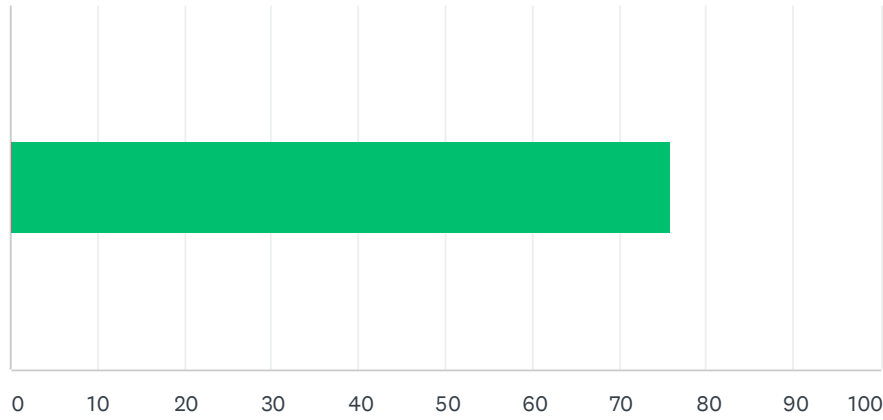
9. Based on a seven-day moving average, the number of confirmed COVID-19 hospital admissions District-wide must be within the range of 0-5



ANSWER CHOICES	AVERAGE NUMBER	TOTAL NUMBER	RESPONSES
	63	107,653	1,716
Total Respondents: 1,716			

### 10. COVID-19 testing access for staff

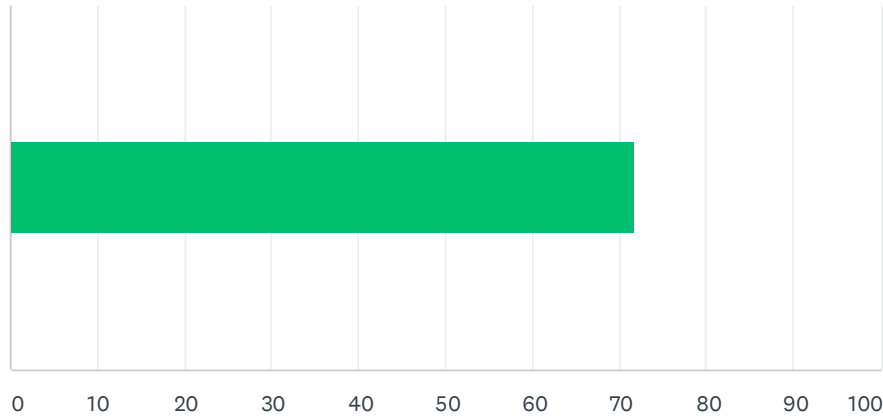
Answered: 1,775 Skipped: 261



ANSWER CHOICES	AVERAGE NUMBER	TOTAL NUMBER	RESPONSES
	76	134,908	1,775
Total Respondents: 1,775			

# 11. COVID-19 testing access for the community

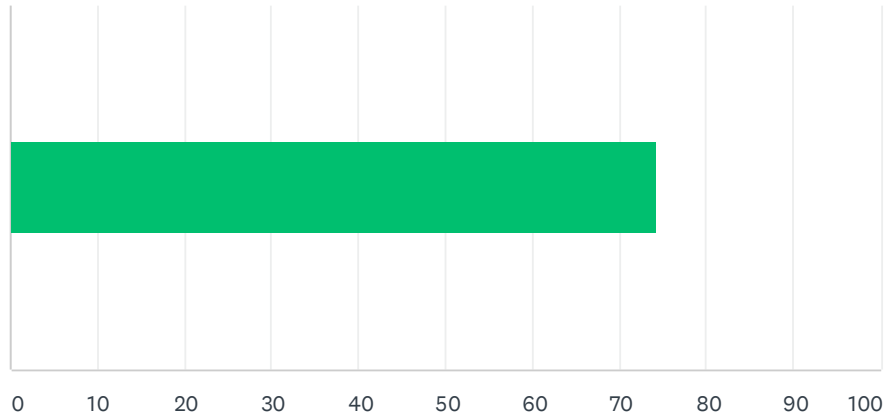
Answered: 1,752 Skipped: 284



ANSWER CHOICES	AVERAGE NUMBER	TOTAL NUMBER	RESPONSES
	72	125,830	1,752
Total Respondents: 1,752			

## 12. COVID-19 test results must be reported in 1-4 days

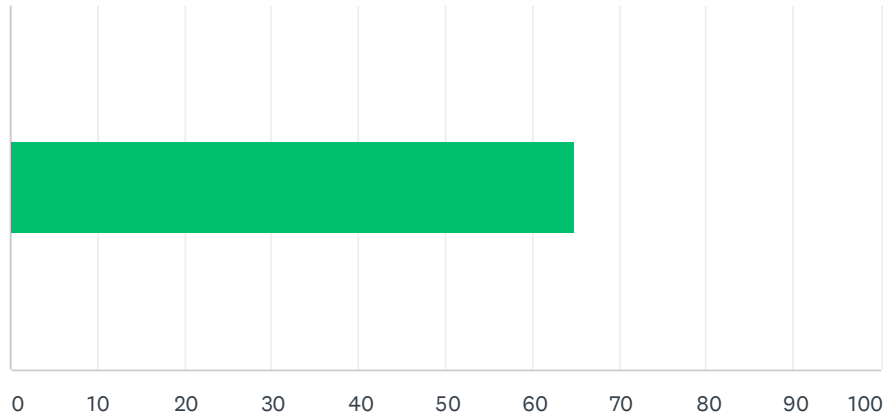
Answered: 1,759 Skipped: 277



ANSWER CHOICES	AVERAGE NUMBER	TOTAL NUMBER	RESPONSES
	74	130,522	1,759
Total Respondents: 1,759			

### 13. Written support by the regional Public Health Director

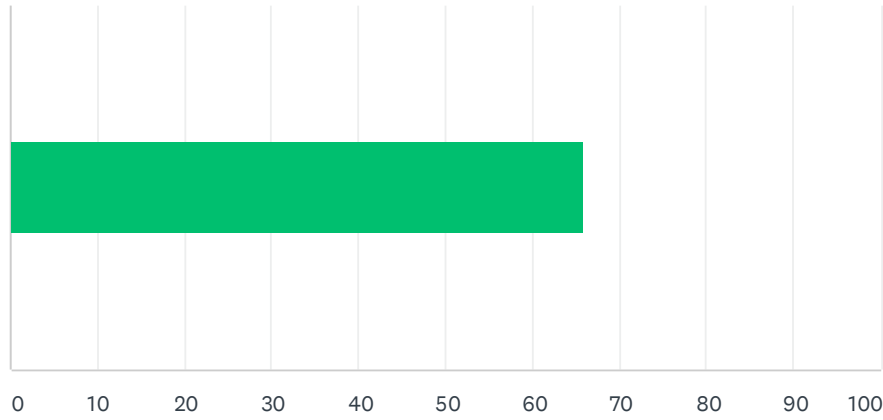
Answered: 1,701 Skipped: 335



ANSWER CHOICES	AVERAGE NUMBER	TOTAL NUMBER	RESPONSES
	65	110,432	1,701
Total Respondents: 1,701			

## 14. Written support by the local Chief Medical Officer

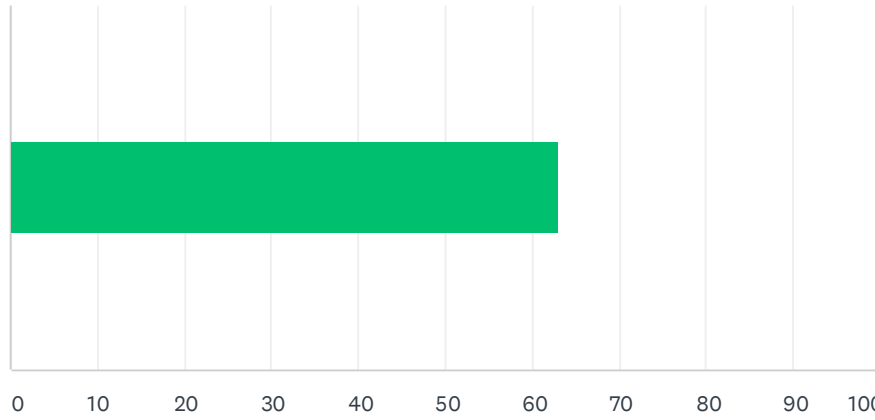
Answered: 1,700 Skipped: 336



ANSWER CHOICES	AVERAGE NUMBER	TOTAL NUMBER	RESPONSES
	66	112,179	1,700
Total Respondents: 1,700			

### 15. Being within Stage 3 or better (state or local)

Answered: 1,698 Skipped: 338

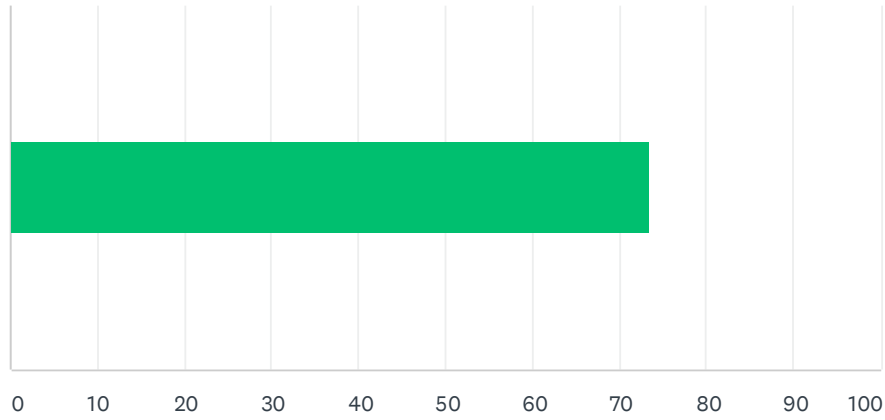


ANSWER CHOICES	AVERAGE NUMBER	TOTAL NUMBER	RESPONSES
	63	106,929	1,698
Total Respondents: 1,698			



## 16. Level of staff support (survey)

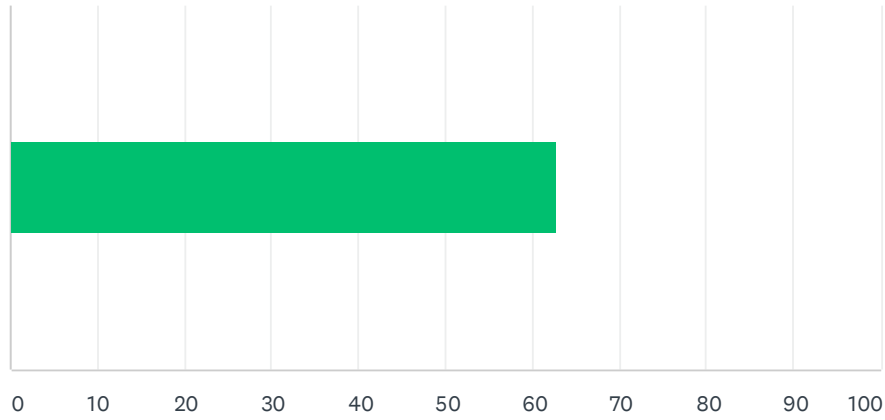
Answered: 1,763 Skipped: 273



ANSWER CHOICES	AVERAGE NUMBER	TOTAL NUMBER	RESPONSES
	74	129,615	1,763
Total Respondents: 1,763			

## 17. Level of parent support (survey)

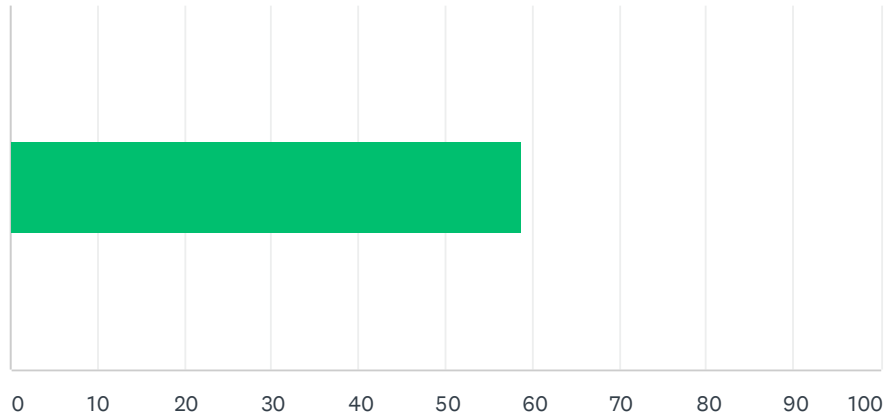
Answered: 1,720 Skipped: 316



ANSWER CHOICES	AVERAGE NUMBER	TOTAL NUMBER	RESPONSES
	63	108,103	1,720
Total Respondents: 1,720			

### 18. Level of student support (survey grade levels 6-12)

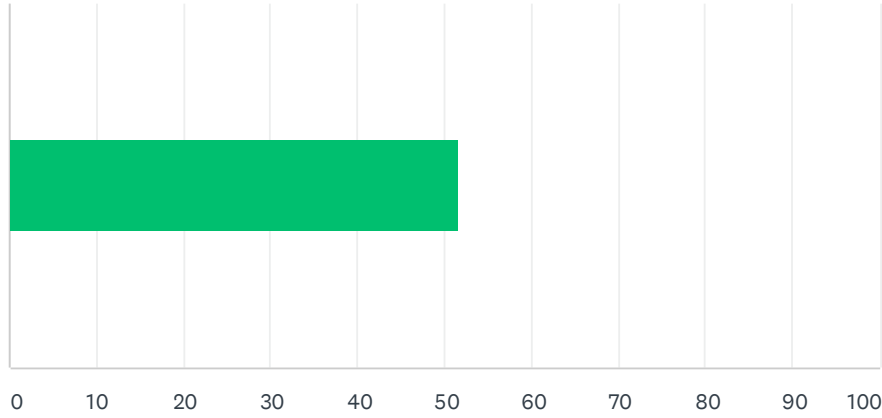
Answered: 1,664 Skipped: 372



ANSWER CHOICES	AVERAGE NUMBER	TOTAL NUMBER	RESPONSES
	59	97,968	1,664
Total Respondents: 1,664			

## 19. Board of Trustees approval

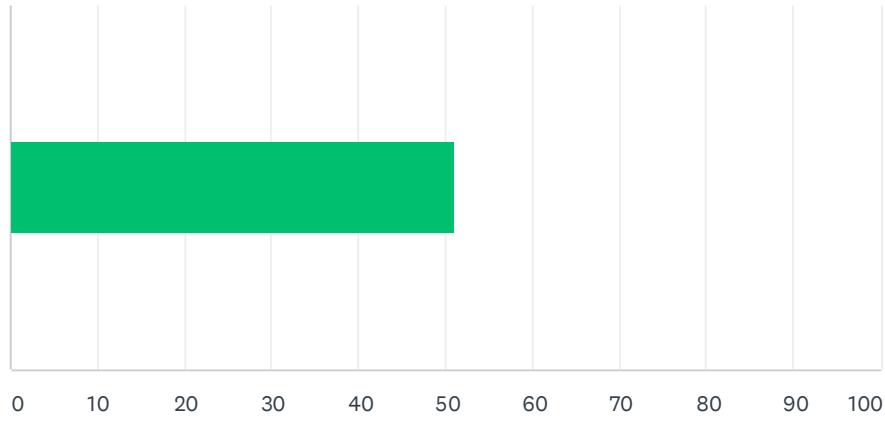
Answered: 1,627 Skipped: 409



ANSWER CHOICES	AVERAGE NUMBER	TOTAL NUMBER	RESPONSES
	52	84,018	1,627
Total Respondents: 1,627			

## 20. How anxious are you about sending your student back to face-to-face instruction on additional days?

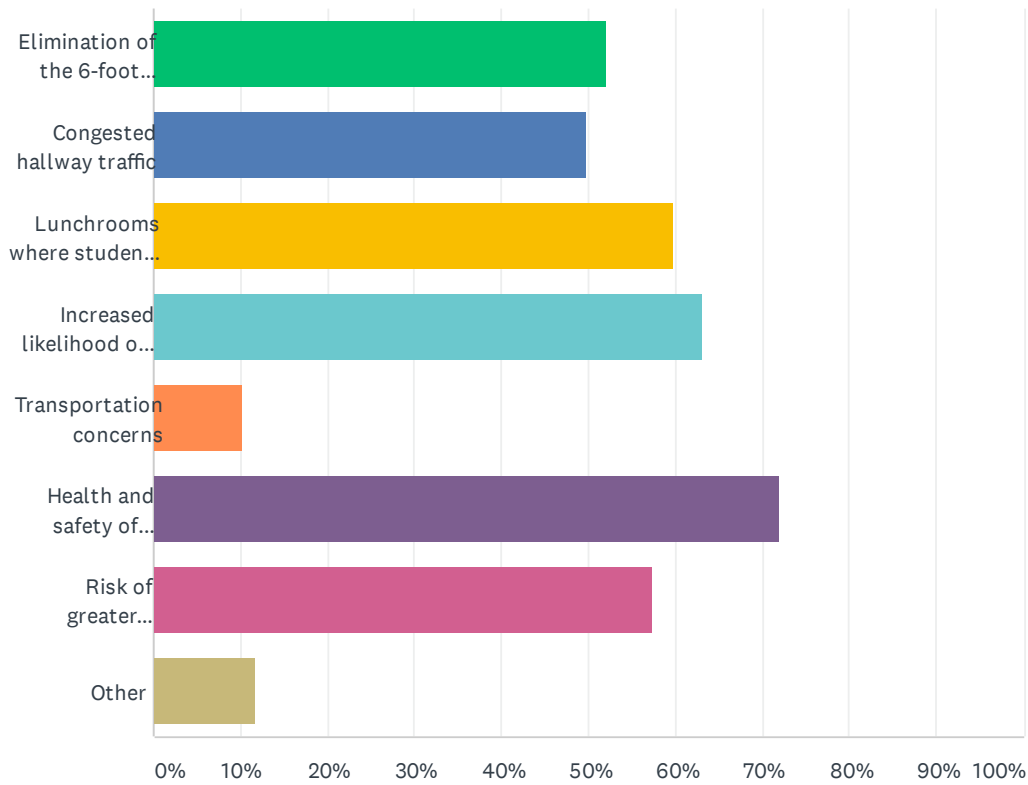
Answered: 1,679 Skipped: 357



ANSWER CHOICES	AVERAGE NUMBER	TOTAL NUMBER	RESPONSES
	51	85,693	1,679
Total Respondents: 1,679			

## 21. What factors concern you the most if the District moves to the four day face-to-face instruction model? (Select all that apply)

Answered: 1,700 Skipped: 336



ANSWER CHOICES	RESPONSES	
Elimination of the 6-foot distancing	52.12%	886
Congested hallway traffic	49.76%	846
Lunchrooms where students are not wearing masks and distancing is not possible	59.88%	1,018
Increased likelihood of possible required isolation due to close contact	63.18%	1,074
Transportation concerns	10.35%	176
Health and safety of school staff	72.06%	1,225
Risk of greater community spread in the Moscow area	57.29%	974
Other	11.71%	199
Total Respondents: 1,700		